



**MAHAVEER INSTITUTE OF ENGINEERING & TECHNOLOGIES**  
Income and Expenditure Account for the year ending 31st March, 2017

Expenditure	Amount Rs.	Income	Amount Rs.
To Advertisement	6,01,025	By Income from Fee	12,55,96,600
To AICTE Fee	1,51,000	By Remuneration - Exam	10,88,859
To Attar Expenses	29,850	By Income From transport	81,60,000
To Bank Charges	33,625	By Mis Fee	20452.500
To Book Bank Expenses	5,10,000	By Interest On TDS	7,617
To Books & Periodicals	5,865	By Interest Bank Accounts	14,19,568
To College Maintenance	1057,951		
To College Function Expenses	416,424		
To CSI Membership Fee	6,980		
To Diploma Affiliation Fee	25,000		
To Electricity Charges	774,802		
To PF Contribution	80,452		
To Generator Maintenance	24,849		
To Guest Faculty Expenses	3,000		
To Inspection Fee	10,500		
To Interest On Bank Loans	8,42,627		
To Interest On TDS ( Ay 2013-14 )	89,400		
To Interest On Unsecured Loans	577,500		
To Interest On V.Loans	4,33,149		
To Internet Charges	200,973		
To JNTUH Common Service Fee	11,52,000		
To JNTUH Affiliation Fee	27,25,100		
To Lab Consumables	3,62,433		
To Lateral Entry Admission Fee	92,000		
To Meetings & Seminar Expenses	16,460		
To Office Maintenance	64,827		
To Orientation Programme Expenses	29,925		
To Polyet Admission Fee	68,500		
To Postage & courier Charges	3,054		
To Printing & Stationary	6,42,643		
To Project Training Fee	360,150		
To Rates & Taxes	9,24,298		
To Audit Fee	30,000		
To Professional Tax	10,000		
To Ratification Expenses	20,200		
To Repairs & Maintenance	29,950		
To Teaching Staff Salaries	922,88,402		
To Non Teaching Staff Salaries	13605,240		
To SBIET	150,000		
To Software Expenses	28,750		
To Sports & Games	70,348		
To Spot Admission Fee - Diploma	13,560		
To Staff Welfare	1,79,473		
To Student Insurance	11,57,003		
To Students Welfare	1,39,150		
To Subscriptions & Journals	27,250		
To TASK fee	3,44,797		
To Telephone Charges	94,381		
To Transport Charges	53,859		
To Travelling & Conveyance	1,17,352		
To TSCE Fee	1,13,178		
To TS ECET Admission Fee	2,500		
To TSRTC Admission Fee	14,000		
To Vehicle Insurance	47,964		
To Vehicle Repair & Maintenance	30,85,298		
To Water Charges	2,200		
To Depreciation	1,51,87,170		
To Excess of Income over Expenditure	175,95,757		
	15,67,25,144		

  
**L.S. REDDY**  
 Chartered Accountant  
 HYDERABAD

For MAHAVEER EDUCATIONAL SOCIETY

  
 Chairman

MAHAVEER INSTITUTE OF SCIENCE & TECHNOLOGY  
Income and Expenditure Account for the year ending 31st March, 2018

Expenditure	Amount Rs.	Income	Amount Rs.
To Teaching Staff Salaries	9,67,69,223	By Income from Fee	12,57,83,800
To Non Teaching Staff Salaries	94,67,620	By Remuneration - Exam	13,98,479
To Electricity Charges	10,68,027	By Income From transport	83,73,000
To Advertisement	2,60,095	By Bank Interest	1,32,880
To Membership Fee	1,05,833	By FDR Interest	12,83,144
To AICTE Fee	2,00,000	By Rent	27,50,000
To SBTEI	8,11,710		
To NBA Accrediation Fee	8,23,900		
To JNTU Common Service Fee	17,52,000		
To JNTU Registration & Recognition Fee	8,12,000		
To JNTU Affiliation Fee	5,04,000		
To JNTUH Fee	84,400		
To THSC Fee	27,190		
To APSRTC Fee	14,000		
To TASK fee	48,550		
To ESI	41,526		
To PF Contribution	1,16,633		
To Rates & Taxes	5,55,143		
To Audit Fee	25,000		
To Consultancy Charges	6,000		
To Project Training Fee	3,72,750		
To Bank Charges	31,833		
To College Function Expenses	72,945		
To Students Welfare	14,932		
To Library Expenses	24,780		
To Sports & Games	3,81,950		
To Lab Consumables	61,960		
To Lab Maintenance	62,896		
To Computer Maintenance	1,00,643		
To Office Maintenance	123,222		
To Generator Maintenance	5,550		
To Repairs & Maintenance	2,38,755		
To Software & Web Site Expenses	361,000		
To Interest On Unsecured Loans	12,00,000		
To Interest On V.Loans	4,01,726		
To Interest & Penalties on TDS	21,458		
To ESI & EPF Penalties	134,112		
To Internet Charges	1,11,771		
To Subscriptions & Journals	3,11,516		
To Printing & Stationary	11,09,743		
To Telephone Charges	47,463		
To Staff Welfare	9,175		
To Student Insurance	4,60,647		
To Transport Charges	9,269		
To Travelling & Conveyance	1,20,092		
To Vehicle Insurance	6,12,566		
To Vehicle Fuel Expenses	23,65,788		
To Vehicle Repair & Maintenance	3,55,035		
To Water Charges	1,750		
To Depreciation	1,39,05,116		
To Excess of Income over Expenditure	31,98,010		
	13,97,21,303		13,97,21,303

For MAHAVEER EDUCATIONAL SOCIETY

*(Handwritten Signature)*

MAHAVIER INSTITUTE OF SCIENCE & TECHNOLOGY  
Income and Expenditure Account for the year ending 31st March, 2019

Expenditure	Amount Rs.	Income	Amount Rs.
To Teaching Staff Salaries	9,12,06,658	By Income from Fee	14,24,20,700
To Non Teaching Staff Salaries	143,13,153	By Remuneration - Exam	23,000
To Electricity Charges	9,32,701	By Income From transport	83,73,000
To Advertisement	3,36,205	By Bank Interest	50,357
To Membership fee	40,920	By Rent	6,81,070
To SHTEI	52,000	By Kerala Relief Fund	2,57,833
To NBA Accreditation Fee	3,54,000	By Exam Fee	2354,911
To JNTU Common Service Fee	23,98,000		
To JNTU Affiliation Fee	5,51,298		
To JNTUR Fee	234,840		
To THSC Fee	33,800		
To APSRTC Fee	14,000		
To Registration Fee	5,873		
To ESI	38,178		
To PF Contribution	1,02,907		
To Exam Fee	23,54,911		
To Gardening Expenses	2,00,000		
To Consultancy Charges	26,000		
To Project Training Fee	5,19,080		
To General Expenses	79,248		
To Bank Charges	35,023		
To College Function Expenses	7,500		
To Students Welfare	40,300		
To Library Expenses	12,390		
To Lift Maintenance	18,200		
To Lab Consumables	161,943		
To Computer Maintenance	340		
To Office Maintenance	106,140		
To Generator Maintenance	42,209		
To Repairs & Maintenance	1,08,702		
To Interest On Unsecured Loans	90,000		
To Interest On V Loans	2,76,478		
To Interest & Penalties on TDS	147,360		
To Sports Fee	12,180		
To Subscriptions & Journals	3,82,700		
To Printing & Stationary	9,71,435		
To Telephone Charges	72,914		
To Staff Welfare	1,690		
To Tournament Expenses	77,257		
To Bulk SMS	10,620		
To Student Insurance	5,90,055		
To Legal Fee	15,000		
To TAFRC Fee	45,000		
To Attair Expenses	1,03,320		
To Transport Charges	1,730		
To Travelling & Conveyance	92,974		
To Buses Parking Charges	1,79,500		
To Vehicle Insurance	3,23,202		
To Vehicle Fuel Expenses	21,24,772		
To Vehicle Repair & Maintenance	3,39,641		
To Web Site Expenses	10,900		
To Depreciation	1,36,48,834		
To Excess of Income over Expenditure	202,56,711		
	15,41,60,871		15,41,60,871

For M R K REDDY & Co.  
Chartered Accountants  
FRN : 003265S

*Super*  
(M. R. K. REDDY)


MANO: RFRAS



**MAHAVEER INSTITUTE OF SCIENCE & TECHNOLOGY**  
Income and Expenditure Account for the year ending 31st March, 2020

Expenditure	Amount Rs.		Income	Amount Rs.
To Teaching Staff Salaries	13,34,35,463	By	Income from Fee	13,91,39,960
To Non Teaching Staff Salaries	4,90,01,636	By	Income from transport	86,99,990
To Electricity Charges	10,73,606	By	PIB Interest	9,88,949
To Advertisement	4,09,738	By	Other Fee	1,98,67,000
To Membership Fee	47,058			
To AICTE Fee	4,85,000			
To CBET	8,46,696			
To INTU Common Service Fee	31,93,000			
To INTU Affiliation Fee	8,31,000			
To ICNUH Fee	3,46,600			
To O U fee	57,000			
To TPEC Fee	35,000			
To AICTE Fee	14,000			
To E SI	43,905			
To P P Contribution	1,18,343			
To Auditing Expenses	2,30,000			
To Consultancy Charges	29,900			
To Project Training Fee	5,96,942			
To General Expenses	91,135			
To Bank Charges	40,276			
To College Function Expenses	28,625			
To Students Welfare	46,345			
To Library Expenses	14,249			
To Lift Maintenance	20,930			
To Lab Consumables	1,86,234			
To Computer Maintenance	12,391			
To Office Maintenance	1,22,061			
To Generator Maintenance	48,540			
To Repairs & Maintenance	1,25,007			
To Interest On V.Loans	3,17,950			
To Sports Fee	14,007			
To Subscriptions & Journals	4,40,105			
To Printing & Stationary	11,17,150			
To Telephone Charges	83,851			
To Staff Welfare	5,944			
To Tournament Expenses	88,846			
To Bulk SMS	12,213			
To Student Insurance	3,98,497			
To Software Expenses	3,80,000			
To Transport Charges	1,990			
To Travelling & Conveyance	1,06,920			
To Buses Parking Charges	2,06,425			
To Vehicle Insurance	3,71,682			
To Vehicle Fuel Expenses	24,43,488			
To Vehicle Repair & Maintenance	3,90,587			
To Web Site Expenses	12,535			
To Depreciation	1,34,03,843			
To Excess of Income over Expenditure	(12,10,781)			
	16,86,84,922			16,86,84,922

For P R Chandra & Co  
Chartered Accountants  
FRN: 0189855  
*P. Ravichandra*  
CA P Ravichandra  
Proprietor  
M. No: 230754



For Mahaveer Educational Society

*S. Manjunath*  
Secretary